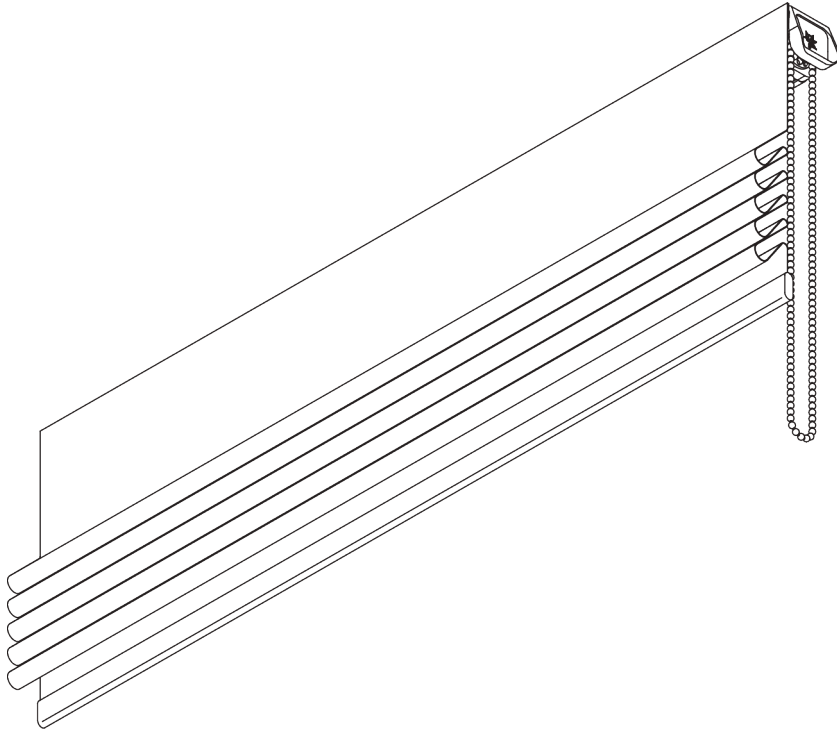
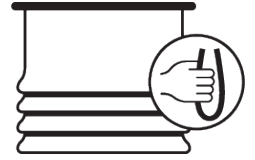


SG 2305



PRODUCT INFORMATION

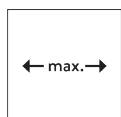
- **Operation:** chain
- **Range:** S - M
- **Fitting:** ceiling, wall
- **Colours:** white RAL 9016, black RAL 9005
- **Fabrics:** refer to Silent Gliss fabric collection

Features:

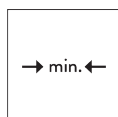
- 4-to-1 gear drive
- Stainless steel bead chain
- Enclosed headrail
- Integrated magnetic child safety end-set

SYSTEM SPECIFICATIONS

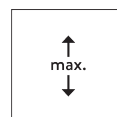
A. SYSTEM DIMENSIONS



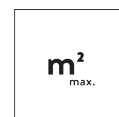
3 m



60 cm



3.4 m



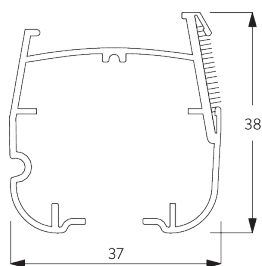
10 m²



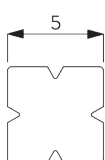
4 kg

B. PROFILE

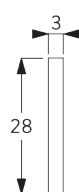
Profile information



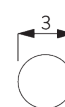
SG 2301
Velcro profile



SG 2309
Shaft




SG 2006
Bottom bar 28x3 mm



SG 2135
Rod steel ø 3 mm

C. HOW TO MEASURE

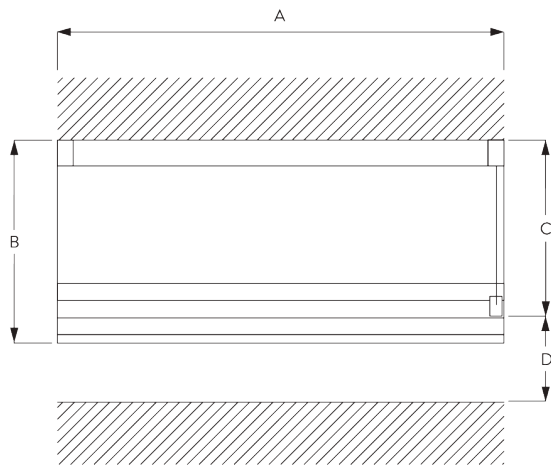
Breakaway child safety chain drive SG 2307



A: System width
B: System height
C: Chain height



Non-breakaway chain drive SG 2317



- A: System width
- B: System height
- C: Chain height
- D: Safety retainer SG 10731 min. 150 cm above floor

D. SPECIFICATION
TEXT

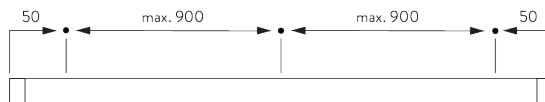
Silent Gliss SG 2305 Chain Operated Roman Blind Headrail System. Comprises headrail SG 2301 made to measure powder coated white/ black finish with bonded hook and loop insert, spools with cord SG 2308 and metal bead chain SG 2311 (optional plastic chain SG 2310). Left / right side hand pull via child safety gear drive set SG 2307 includes endcap, (optional gear drive set without child safety mechanism SG 2317 supplied with chain retainer). Top / face fix using clip bracket SG 2302 at max. 90cm centres (optional face / top fix clamp bracket SG 2346). If supplied with made up blind from Silent Gliss fabric collection includes child safe breakaway components SG 3164 bottom bar set, SG 3069 rod cover (hard / semi hard fold makeup), SG 3165 / 3166 ring (soft fold make-up). Fabric to be attached to headrail profile using loop tape. Compliant to Child Safety Legislation EN 13120.

FITTING

A. FITTING
INFORMATION

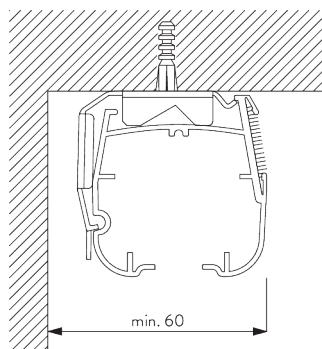
For detailed fitting information, visit the Silent Gliss website.

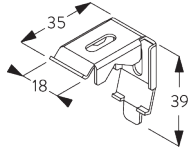
Fixing points



B. CEILING FITTING

Bracket SG 2302

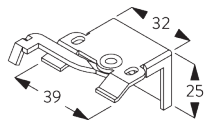
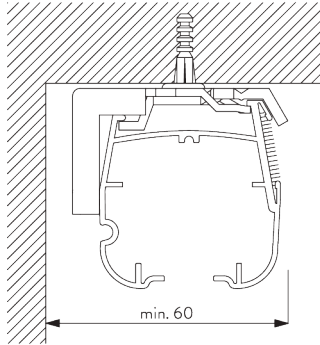




SG 2302

Bracket

Bracket SG 2346

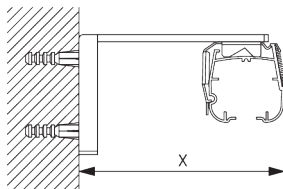


SG 2346

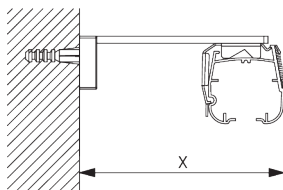
Bracket

C. WALL FITTING

Smart Fix

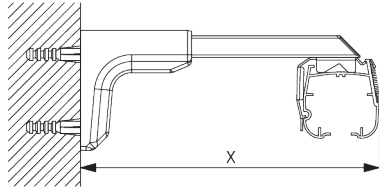


Smart Fix SG 11200 - SG 11205 and bracket SG 2302:
Screw SG 10395 (M4x6) needed.



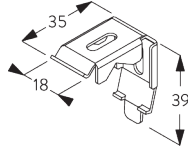
Square Smart Fix SG 11210 - SG 11215 and bracket SG 2302:
Screw SG 10395 (M4x6) needed.

Smart Fix	X mm
SG 11200 / SG 11210	71-79
SG 11201 / SG 11211	91-99
SG 11202 / SG 11212	111-119
SG 11203 / SG 11213	131-139
SG 11204 / SG 11214	161-169
SG 11205 / SG 11215	211-219
SG 11154	126-152
SG 11155	156-182
SG 11156	206-232



Universal Smart Fix SG 11154 - SG 11156 and bracket SG 2302:

Screw SG 10492 (M4x8) needed.



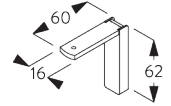
SG 2302
Bracket



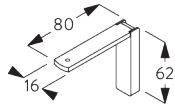
SG 10395
Pan head screw M4x6



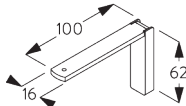
SG 10492
Pan head screw M4x8



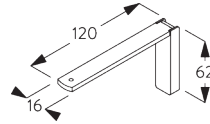
SG 11200
Smart Fix 60 mm



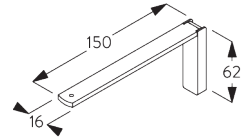
SG 11201
Smart Fix 80 mm



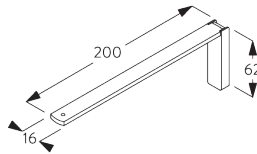
SG 11202
Smart Fix 100 mm



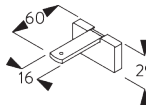
SG 11203
Smart Fix 120 mm



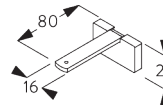
SG 11204
Smart Fix 150 mm



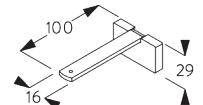
SG 11205
Smart Fix 200 mm



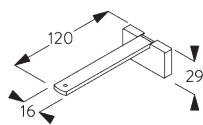
SG 11210
Square Smart Fix 60 mm



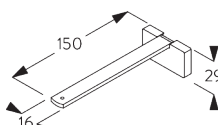
SG 11211
Square Smart Fix 80 mm



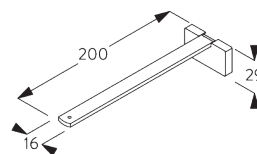
SG 11212
Square Smart Fix 100 mm



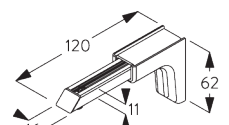
SG 11213
Square Smart Fix 120 mm



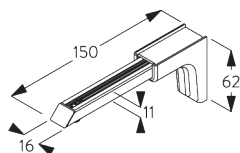
SG 11214
Square Smart Fix 150 mm



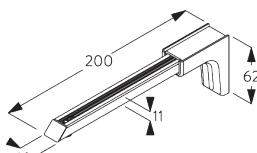
SG 11215
Square Smart Fix 200 mm



SG 11154
Universal Smart Fix 120 mm



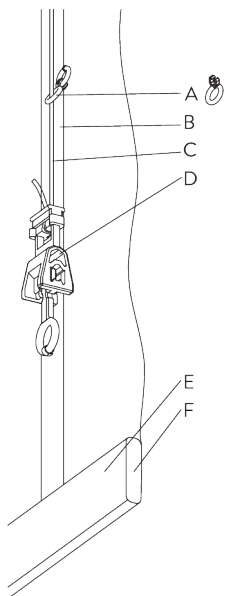
SG 11155
Universal Smart Fix 150 mm



SG 11156
Universal Smart Fix 200 mm

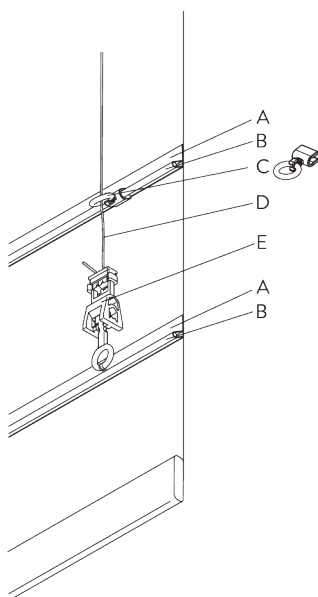
SYSTEM OPTIONS

A. FABRIC MAKE-UP



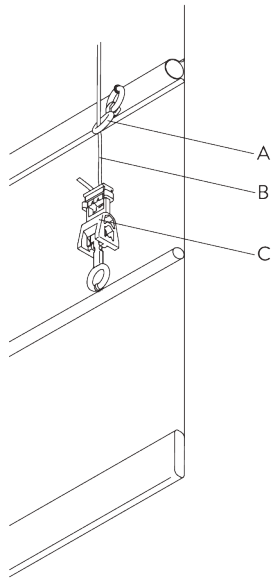
Type A - Softfold

- A: Child safety tape set SG 3166
- B: Set includes tape and child safety eyelet
- C: Tape SG 2163
- D: Child safety hook set SG 3164
- E: Hollow hem
- F: Bottom bar SG 2005



Type B - Hardfold

- A: Tape SG 2136
- B: Rod SG 2135
- C: Child safety eyelet hard fold SG 3069
- D: Tape SG 2163
- E: Child safety hook set SG 3164



Type C - Hardfold

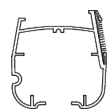
A: Child safety eyelet set SG 3165

B: Tape SG 2163


C: Child safety hook set SG 3164

PARTS

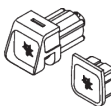
A. STANDARD PARTS



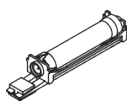
SG 2301
Velcro profile



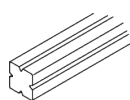
SG 2302
Bracket



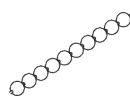
SG 2307
Child safety chain drive set 4:1



SG 2308
Cord drum with lift cord



SG 2309
Shaft



SG 2311
Bead chain metal ø 4.5 mm



SG 2312
Bead chain connector metal


B. OPTIONAL PARTS



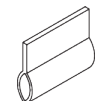
SG 2006
Bottom bar 28x3 mm



SG 2091
End cover



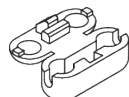
SG 2135
Rod steel ø 3 mm



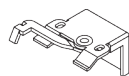
SG 2136
Rod tape



SG 2310
Bead chain plastic ø 4.5 mm



SG 2319
Bead chain connector plastic



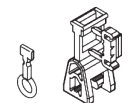
SG 2346
Bracket



SG 2539
Tape



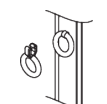
SG 3069
Child safety eyelet



SG 3164
Child safety hook set



SG 3165
Child safety eyelet set



SG 3166
Child safety tape set



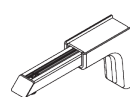
SG 10395
Pan head screw M4x6



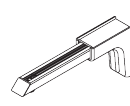
SG 10492
Pan head screw M4x8



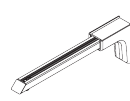
SG 10731
Child safety retainer set



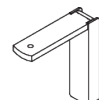
SG 11154
Universal Smart Fix 120 mm



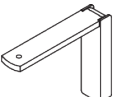
SG 11155
Universal Smart Fix 150 mm



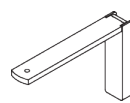
SG 11156
Universal Smart Fix 200 mm



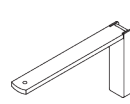
SG 11200
Smart Fix 60 mm



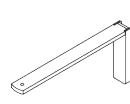
SG 11201
Smart Fix 80 mm



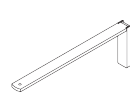
SG 11202
Smart Fix 100 mm



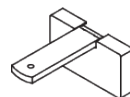
SG 11203
Smart Fix 120 mm



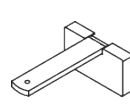
SG 11204
Smart Fix 150 mm



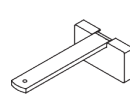
SG 11205
Smart Fix 200 mm



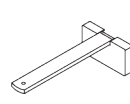
SG 11210
Square Smart Fix 60 mm



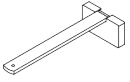
SG 11211
Square Smart Fix 80 mm



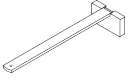
SG 11212
Square Smart Fix 100 mm



SG 11213
Square Smart Fix 120 mm



SG 11214
Square Smart Fix 150 mm



SG 11215
Square Smart Fix 200 mm
